



JBL HDI™ SERIES
PREMIUM HOME LOUDSPEAKER SYSTEMS





THE POWER OF HIGH-DEFINITION IMAGING (HDI)



The HDI Series is a showcase of JBL's industry-leading acoustic technologies, delivering unrivaled performance in combination with elegant cabinetry and a modern design aesthetic.

The foundation of the HDI Series is JBL's patented High-Definition Imaging (HDI) waveguide technology coupled with the patented 2410H-2 high-frequency compression driver. Together, this combination delivers incredibly realistic dynamics, lifelike imaging and the "you-are-there" presence that makes music and movies come alive.

The embodiment of the modern JBL high-performance loudspeaker, the HDI Series also features:

A SOPHISTICATED CURVED CABINET SHAPE

MAGNETICALLY ATTACHED GRILLES

A CHOICE OF PREMIUM FINISH OPTIONS

ENGINEERED IN THE USA BY THE AUDIO EXPERTS AT JBL

Each loudspeaker in the HDI Series is designed in JBL's world-famous acoustic engineering facility in Northridge, California.

INDUSTRY-LEADING ACOUSTIC TECHNOLOGIES

3

HDI WAVEGUIDE TECHNOLOGY

THE RESULT OF INTENSE RESEARCH INTO THE NUANCES OF WAVEGUIDE DESIGN

In search of exceptional high-frequency detail and uniform directivity for smooth in-room response, JBL engineers pioneered a design that delivers neutral frequency response both on- and off-axis, and reduces room reflections by controlling dispersion.

THE JBL 2410H-2 COMPRESSION DRIVER

MADE UP OF A LIGHTWEIGHT POLYMER DIAPHRAGM THAT IMPROVES HIGH-FREQUENCY EXTENSION

The V-shaped geometry of the annular ring diaphragm reduces breakup modes, eliminating time smear and reducing distortion. The result is incredible dynamics with accurate reproduction and virtually negligible power compression.

HDI WOOFERS



CORE JBL ENGINEERING TECHNIQUES THAT STAY TRUE TO THE ICONIC JBL SOUND

The long-throw voice coil in conjunction with the symmetrical field motor design, flux stabilization ring, and copper shorting ring guarantee maximum output with significantly reduced distortion. Advanced Aluminum Matrix cones provide a lightweight, rigid diaphragm and eliminate breakup modes, ensuring proper pistonic motion throughout the operating band.



HDI-3800

FLOORSTANDING LOUDSPEAKER

THE FLAGSHIP OF THE JBL HDI SERIES

The HDI-3800 floorstanding loudspeaker delivers powerful dynamics and incredibly accurate sound reproduction. This floorstanding loudspeaker features a 2 ½-way design with patented High-Definition Imaging (HDI) waveguide technology, a patented 2410H-2 1-inch (25mm) compression driver, and triple 8-inch (200mm) Advanced Aluminum Matrix cone woofers.

The HDI-3800 enclosure is heavily braced to provide a solid acoustic foundation and incorporates a bass reflex design with dual rear-firing, computer-optimized flared ports. The sophisticated curved cabinet features a modern, elegant design complemented with a choice of premium finishes and a magnetically attached grille.



HDI-3800 PRODUCT HIGHLIGHTS

Patented HDI (High-Definition Imaging) waveguide technology


Patented 2410H-2 high-frequency compression driver

Triple 8-inch (200mm) cast frame, Advanced Aluminum Matrix cone woofers with 1.5-inch voice coils


Contemporary design with premium finishes



SATIN GRAY
OAK VENEER



HIGH-GLOSS
BLACK



SATIN WALNUT
WOOD VENEER

FLOORSTANDING LOUDSPEAKER

SOPHISTICATED PROFILE WITH POWERFUL FULL-RANGE SOUND

This floorstanding loudspeaker features a 2 ½-way design with patented High-Definition Imaging (HDI) waveguide technology, the patented 2410H-2 1-inch (25mm) compression driver, and triple 6.5-inch (165mm) Advanced Aluminum Matrix cone woofers for powerful dynamics and incredibly accurate sound reproduction.

Heavily braced to provide a solid acoustic foundation, the HDI-3600 enclosure incorporates a bass reflex design with dual rear-firing, computer-optimized flared ports. The sophisticated curved cabinet features a modern design finished in a choice of automotive-grade paint or furniture-grade wood veneers. A black cloth, magnetically attached grille completes the elegant appearance.

HDI-3600 PRODUCT HIGHLIGHTS

Patented HDI (High-Definition Imaging) waveguide technology


Patented 2410H-2 high-frequency compression driver

Triple 6.5-inch (165mm) cast frame, Advanced Aluminum Matrix cone woofers with 1.5-inch voice coils


Contemporary design with premium finishes



SATIN GRAY
OAK VENEER



HIGH-GLOSS
BLACK



SATIN WALNUT
WOOD VENEER





HDI-1600

BOOKSHELF LOUDSPEAKER

EXCEPTIONAL PERFORMANCE FROM A COMPACT ENCLOSURE

This bookshelf loudspeaker features a 2-way design with patented High-Definition Imaging (HDI) waveguide technology, the patented 2410H-2 1-inch (25mm) compression driver, and a 6.5-inch (165mm) Advanced Aluminum Matrix cone woofer for powerful dynamics and incredibly accurate sound reproduction.

The HDI-1600 enclosure is heavily braced to provide a solid acoustic foundation and incorporates a bass reflex design with a rear-firing, computer-optimized flared port. The sophisticated curved cabinet features a modern design finished in a choice of automotive-grade paint or furniture-grade wood veneers. The luxurious appearance is completed by a black cloth, magnetically attached grille.



MATCHING FLOOR STAND
The optional HDI-FS floor stand accessory is an elegant solution designed to position the HDI-1600's tweeter at the optimum listening height. It features fasteners to secure the HDI-1600, integrated cable management, and optional carpet spikes. It can also be mass-loaded if preferred.

HDI-1600 PRODUCT HIGHLIGHTS

Patented HDI (High-Definition Imaging) waveguide technology


Patented 2410H-2 high-frequency compression driver

6.5-inch (165mm) cast frame, Advanced Aluminum Matrix cone woofer with 1.5-inch voice coil


Contemporary design with premium finishes



SATIN GRAY OAK VENEER



HIGH-GLOSS BLACK



SATIN WALNUT WOOD VENEER

CENTER CHANNEL LOUDSPEAKER

THE ANCHOR OF A COMPLETE HDI SERIES SURROUND SYSTEM

This center channel loudspeaker features a 2 ½-way design with patented High-Definition Imaging (HDI) waveguide technology, the patented 2410H-2 1-inch (25mm) compression driver, and quadruple 5.25-inch (130mm) Advanced Aluminum Matrix cone woofers for powerful dynamics and incredibly accurate sound reproduction.

To provide a solid acoustic foundation, the HDI-4500 enclosure is heavily braced and incorporates a bass reflex design with dual rear-firing, computer-optimized flared ports. The sophisticated curved cabinet features a modern design finished in a choice of or furniture-grade wood veneers or automotive-grade paint. A black cloth, magnetically attached grille completes the elegant appearance.



HDI-4500 PRODUCT HIGHLIGHTS

Patented HDI (High-Definition Imaging) waveguide technology


Patented 2410H-2 high-frequency compression driver

Quadruple 5.25-inch (130mm) cast frame, Advanced Aluminum Matrix cone woofers with 1.5-inch voice coils

Contemporary design with premium finishes



SATIN GRAY
OAK VENEER



HIGH-GLOSS
BLACK



SATIN WALNUT
WOOD VENEER



HDI-1200P

POWERED SUBWOOFER

THE LOW FREQUENCY FOUNDATION OF THE HDI SERIES

This powered subwoofer features a 12-inch (300mm) Poly-plas™ cone woofer driven by a 1,000W amplifier for powerful dynamics, incredibly accurate sound reproduction, and maximum output with significantly reduced distortion. As a result, the HDI-1200P plumbs the depths of low frequencies, adding a solid foundation and visceral realism to movies and modern music.

The HDI-1200P enclosure is heavily braced to provide a solid acoustic foundation and incorporates a bass reflex design with dual down-firing, computer-optimized flared ports. The sophisticated curved cabinet features a modern design finished in a choice of automotive-grade paint or furniture-grade wood veneers. The elegant appearance is completed by a black cloth, magnetically attached grille.



HDI-1200P PRODUCT HIGHLIGHTS

1,000W RMS Class D amplifier

Cast frame, Poly-plas™ cone woofer with 3-inch voice coil

Single-band Parametric EQ


Low Pass Crossover and Gain controls with selectable Phase switch

RCA & XLR line-level inputs


Contemporary design with premium finishes



SATIN GRAY
OAK VENEER



HIGH-GLOSS
BLACK



SATIN WALNUT
WOOD VENEER







HDI SERIES

PRODUCT SPECIFICATIONS

<p>PRODUCT</p>	 <p>HDI-3800</p>	 <p>HDI-3600</p>	 <p>HDI-1600</p>
<p>ENCLOSURE TYPE</p>	<p>Bass-reflex design with dual rear-firing ports</p>	<p>Bass-reflex design with dual rear-firing ports</p>	<p>Bass-reflex design with rear-firing port</p>
<p>HIGH-FREQUENCY DRIVER</p>	<p>1-inch (25mm) Teonex compression driver</p>	<p>1-inch (25mm) Teonex compression driver</p>	<p>1-inch (25mm) Teonex compression driver</p>
<p>LOW / MID FREQUENCY WOOFER</p>	<p>Three 8-inch (200mm) black Advanced Aluminum Matrix cone, cast frame woofers</p>	<p>Three 6.5-inch (165mm) black Advanced Aluminum Matrix cone, cast frame woofers</p>	<p>6.5-inch (165mm) black Advanced Aluminum Matrix cone, cast frame woofer</p>
<p>CROSSOVER FREQUENCIES</p>	<p>800Hz, 1800Hz</p>	<p>900Hz, 2000Hz</p>	<p>1900Hz</p>
<p>SENSITIVITY (2.83V @ 1M)</p>	<p>92dB</p>	<p>90dB</p>	<p>85dB</p>
<p>NOMINAL IMPEDANCE</p>	<p>4 Ohm</p>	<p>4 Ohm</p>	<p>4 Ohm</p>
<p>RECOMMENDED AMPLIFIER POWER</p>	<p>25W - 300W</p>	<p>20W - 250W</p>	<p>15W - 200W</p>
<p>FREQUENCY RESPONSE</p>	<p>37Hz - 30kHz (-6dB)</p>	<p>38Hz - 30kHz (-6dB)</p>	<p>40Hz - 30kHz (-6dB)</p>
<p>DIMENSIONS (HxWxD)</p>	<p>43.33 x 11.81 x 16.45" (1100.5 x 300 x 417.8mm)</p>	<p>38.84 x 10.04 x 13.46" (986.5 x 255 x 341.9mm)</p>	<p>14.57 x 9.06 x 11.375" (370 x 230 x 288.9mm)</p>
<p>NET WEIGHT</p>	<p>83.78 lbs. (38.00 kg)</p>	<p>61.80 lbs. (28.03 kg)</p>	<p>21.96 lbs. (9.96 kg)</p>

PRODUCT SPECIFICATIONS

PRODUCT	 <p>HDI-4500</p>
ENCLOSURE TYPE	Bass-reflex design with rear-firing port
HIGH-FREQUENCY DRIVER	1-inch (25mm) Teonex compression driver
LOW / MID FREQUENCY WOOFER	Four 5.25-inch (130mm) black Advanced Aluminum Matrix cone, cast frame woofers
CROSSOVER FREQUENCIES	600Hz, 2200Hz
SENSITIVITY (2.83V @ 1M)	90dB
NOMINAL IMPEDANCE	4 Ohm
RECOMMENDED AMPLIFIER POWER	20W – 250W
FREQUENCY RESPONSE	50Hz – 30kHz (-6dB)
DIMENSIONS (HxWxD)	7.48 x 33.13 x 12.3" (190 x 841.4 x 312.5mm)
NET WEIGHT	44.33 lbs. (20.11 kg)

PRODUCT	 <p>HDI-1200P</p>
ENCLOSURE TYPE	Bass-reflex design with down-firing ports
CROSSOVER FREQUENCY	50Hz – 150Hz (variable) 24dB/octave
LOW FREQUENCY WOOFER	12" (300mm) black Poly-plas™ cone, cast frame woofer
AMPLIFIER OUTPUT POWER	1000W rms
FREQUENCY RESPONSE	28Hz – 150Hz (-6dB)
POWER REQUIREMENTS	100V – 240V 50/60Hz
POWER CONSUMPTION	Idle/Max: <0.5W (standby) Idle/Max: 1180W/7.7A (max-230Vac) Idle/Max: 1230W/12.87A (max-120Vac) Idle/Max: 1190W/15.97A (max-100Vac)
DIMENSIONS (HxWxD)	16.95 x 16.3 x 17.77" (430.5 x 414 x 451.3mm)
NET WEIGHT	70.8 lbs. (31.79 kg)



HARMAN International Industries, Incorporated
8500 Balboa Boulevard, Northridge, CA 91329 USA

USA©2020 HARMAN International Industries, Incorporated. JBL and the JBL logo are trademarks of HARMAN International Industries, Incorporated registered in the United States and/or other countries. Features, specifications and appearance are subject to change without notice.



SPOT UV PLACEMENT